

KeyedIn Enterprise v8.2.2 Release

Release Summary

Version 8.2.2

August 2024

Contents

Document Management	2
Version Control	2
Document Approval	2
Document Authorization.....	2
Overview of Service Changes.....	2
Release Summary	3
Highlights of New Features and Improvements	3
Project Data Load – Bypass Calculation	4
Feature Setup	4
Feature Usage	4
Forecast Budget tab Expenditure Charges.....	5
Feature Setup	5
Feature Usage	5
Enhanced Forecast Fiscal Year Labels.....	6
Feature Setup	6
Feature Usage	6
Risk / Issue Mitigation / Resolution Plan Item indicator.....	7
Feature Setup	7
Feature Usage	7
Data view Changes for v8.2.2.....	8

Document Management

Version Control

Version Number	Date	Revision Description/Summary of Change	Section	Prepared By	Next Review Date
1.0	August 14, 2024	All	All	T Raper	N/A

Document Approval

Version Number	Approval Date	Approved By (Name/Title)
1.0	August 14, 2024	Tom Raper – Product Manager

Document Authorization

Version Number	Approval Date	Approved By (Name/Title)
1.0	August 15, 2024	Terry Willans – Director, Global Security

Overview of Service Changes

	Fixes	Enhancement
Web Application	✓	✓
Mobile Application	✗	✗
Mobile Services	✗	✗
V3 API	✗	✗
V7 Core API	✗	✗
V7 Data API	✗	✗
Enterprise Core API	✗	✗
Enterprise Data (Reporting) API	✗	✗
Enterprise Planning API	✗	✗
Enterprise Time/Expense API	✗	✗
Data Views	✗	✗

Release Summary

KeyedIn Enterprise's v8.2.2 is a scheduled maintenance update release with general support fixes and small enhancements to Forecasting, Mitigation/Resolution Plan Items, and Project data loads.

Customers will be notified separately via our internal Support process for any of their tickets that have been resolved in this Release.

Highlights of New Features and Improvements

[Project Data Load – Bypass Calculation](#)

A new option is available when performing a project data load to bypass the measure calculation during load to aid in performance.

[Forecast Budget tab Expenditure Charges](#)

Automatic and manual summary of Forecast Expenditure Charges are available for reporting on the Forecast Budget tab.

[Enhanced Forecast Fiscal Year Labels](#)

Customers leveraging Financial Year Forecasting and a fiscal year that varies from calendar year will have updated period labels on the Forecast tab periods.

[Risk / Issue Mitigation / Resolution Plan Item Indicator](#)

Mitigation and Resolution items that are complete will now be indicated by visual check mark.

Project Data Load – Bypass Calculation

Feature Setup

No administrative setup is required, other than permissions for the user to Access Data Load from their Login Profile (setting on General tab).

Feature Usage

When performing a data load a new option is available to not update project measures during the data load. The Update Project Measure check box option allows the user to select whether they wish to perform the calculations or not. Disabling the measure calculations will aid in processing and performance of the data load.

By default, the calculations will be enabled. If the calculations are bypassed during data load they will be processed during the next scheduled job or update measure manual job run based on custom field definition.

NOTE: This feature is currently applicable only to Project record data load operations.

Project Data Load
✕

Email:

Configuration: Insert as New Update Existing


* Template

Update Project Measures

There are 0 rows to import

Field	Import	Use Template Value When Blank	Template Defaults
Name	<input checked="" type="checkbox"/>	<input type="checkbox"/>	
Customer	<input checked="" type="checkbox"/>	<input type="checkbox"/>	

Classification: Public



4

Forecast Budget tab Expenditure Charges

Feature Setup

This applies to customers that have enabled the **Strategic Planning Settings | Show Expenditure Charges** feature. Additional user rights are required to view or maintain Chargeable Expenses from the Login Profile | Expense tab settings.

Feature Usage

When enabled the Forecast Expenditure Charges can be entered against the Expense line items. The charges amounts are then compared to the cost values and margin calculated. In prior releases these values were only displayed on the Expense tab. This release provides visibility to the Expense Charges on the Budget tab, along with totals and margin.

Edit Forecast | NPR013 | Application Cloud Migration

1270 | Copy of Copy of 466951234

General Demand Expenditure Benefits Budget SK ZK test2071 Audit

Description	ETC	EAC	Nov 2023	Dec 2023	Jan 2024	Feb 2024	Mar 2024	Apr 2024	May 2024	Jun 2024	Jul 2024	Aug 2024
Forecast Days	105	122		11	6					15	18.04	11.96
Effort Costs (\$)	26,600	29,980		1,940	1,440					3,800	4,580.83	3,019.17
Expenditure Costs (\$)		400,045						50,000	350,045			
Expenditure Charges (\$)		500,234						234	500,000			
Total Forecast Cost (\$)	26,600	430,025		1,940	1,440			50,000	350,045	3,800	4,580.83	3,019.17
Total Forecast Charge (\$)		500,234						234	500,000			
Total Forecast Margins (\$)	70,209	70,209		-1,940	-1,440			-49,766	149,955	-3,800	-4,580.83	-3,019.17
Total Actuals Margins (\$)												

NOTE: The **Configuration | Strategic Planning Setting | Forecast Views** Auto Calculate option determines whether the values are automatically carried over from the Expense tab or whether users can enter manual budget values on the Budget tab. Manual entry is useful for customers that wish to add some extra buffer or additional percentage to the budget numbers.

Strategic Planning Settings

Forecast Views Forecasts Deliverables Actuals

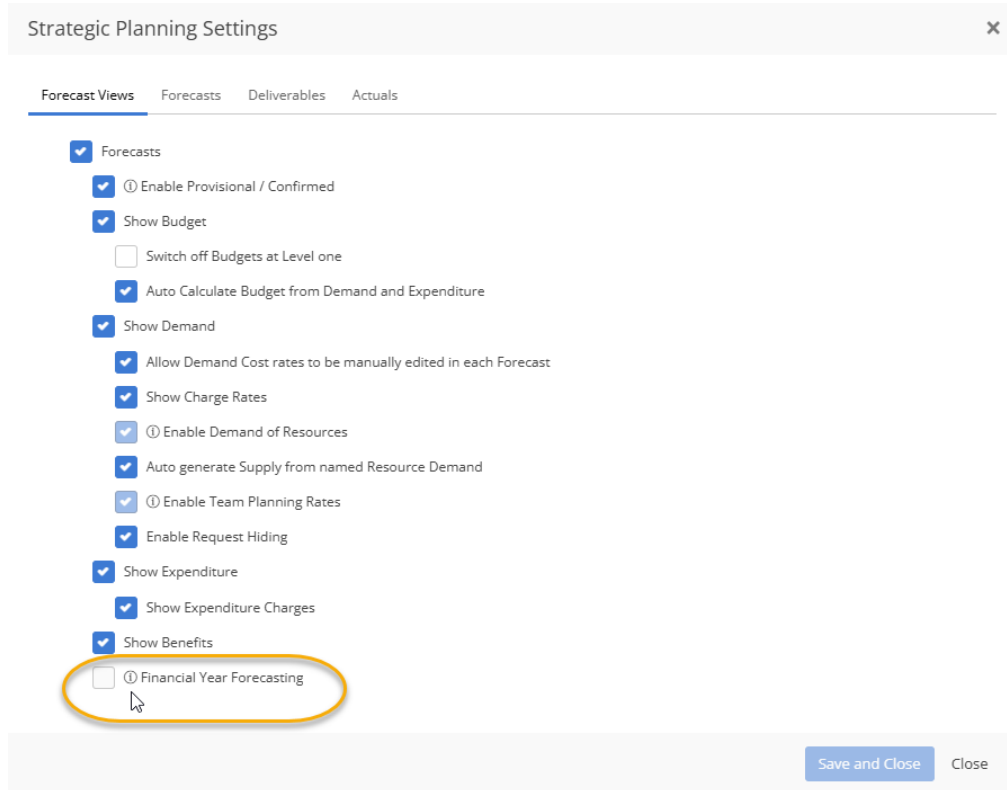
- Forecasts
 - ① Enable Provisional / Confirmed
 - Show Budget
 - Switch off Budgets at Level one
 - Auto Calculate Budget from Demand and Expenditure

Enhanced Forecast Fiscal Year Labels

Feature Setup

This feature is only applicable to customers that enabled the **Financial Year Forecasting** option in their system. In addition, the labels will only change or apply to customers that have a financial year that differs from calendar year.

NOTE: This is option cannot be enabled if there is any demand of resources or forecasts exist with resource demand.



Feature Usage

When reviewing a forecast and using the zoom feature to view the periods at a Fiscal Year level, the periods will be referenced as crossing years. For example, a fiscal year starting in April would show 2024/25

	ETC	EAC	2024/25	2025/26	2026/27	2027/28
Forecast Days	180		60	120		
Total Forecast Days	180		60	120		




Risk / Issue Mitigation / Resolution Plan Item indicator

Feature Setup

No administration or user configuration settings are required to use this feature. All users with access to the Risk / Issue records will see the updated view.

Feature Usage

As previously available in the Mitigation and Resolution item view from a risk, items marked as closed (complete) will display a check mark in the item listing. This helps to easily identify which items still require attention.

General	Mitigation Plan Items	Notes	Workflow	Attachments (0)	Audit
Step	Owner	Type	Due Date	Description	
 0	Jane Peters	Mitigation	7/27/2024	These are the steps ...	 

[Add Mitigation Plan Item](#)

Data view Changes for v8.2.2

A summary of Data View changes since the last release with data views changes (v8.1.2) can be found below.

New Data views

Dataview	Description
No data views were added	

Updated Data views

Dataview	New Fields
No data views were updated	