

KeyedIn Enterprise February 2023 v7.6.3 Update Release

Release Summary

Version 7.6.3

22nd February 2023

Contents

Document Management	2
Version Control	2
Document Approval.....	2
Document Authorization	2
Overview of Changes.....	2
Release Summary	3
Highlights of New Features and Improvements.....	3
Top / Limit Rows	4
Feature Usage	4
LEFT and RIGHT functions	5
Feature Usage	5
Ability to clone a Chart Widget to a Data Widget/Report.....	7
Feature Usage	7
Data View Changes.....	8

Document Management

Version Control

Version Number	Date	Revision Description/Summary of Change	Section Number	Prepared By	Next Review Date
1.0	09/2/2023	ALL	ALL	J Atherton	

Document Approval

Version Number	Approval Date	Approved By (Name/Title)
1.0	15/2/2023	Matthew Muldoon – Chief Product Officer

Document Authorization

Version Number	Approval Date	Approved By (Name/Title)
1.0	15/2/2023	Paul Gleghorn – SVP, Technology and Architecture

Overview of Changes

	Fixes	Enhancement
Web Application	✓	✓
Mobile Application	x	x
Mobile Services	x	✓
V3 API	✓	x
V7 Core API	✓	x
V7 Data API	✓	x
Enterprise Core API	✓	✓
Enterprise Data API	✓	x
Enterprise Time/Expense API	✓	x
Planning API	✓	x
Data Views	x	✓

Release Summary

KeyedIn Enterprise v7.6.3 is an update release with general support fixes and minor feature enhancements. Enhancements include new reporting functions and the ability to clone a chart widget to a data widget/report.

Customers will be notified separately via our internal Support process (Freshdesk) for any of their tickets that have now been resolved in this Release.

Highlights of New Features and Improvements

Top / Limit Rows

Available for all report types, the data produced can now be limited by the top 'X' rows. This feature works alongside any sorting/grouping which may also be applied.

LEFT and RIGHT functions

Two new functions added to the expression builder.

Ability to clone a Chart Widget to a Data Widget/Report

Quickly convert existing chart widgets to either a data widget or a data report, negating the need to create one from scratch.

Benefit Summary Dataview

A summary of target, actuals, ETC, EAC and VAR.

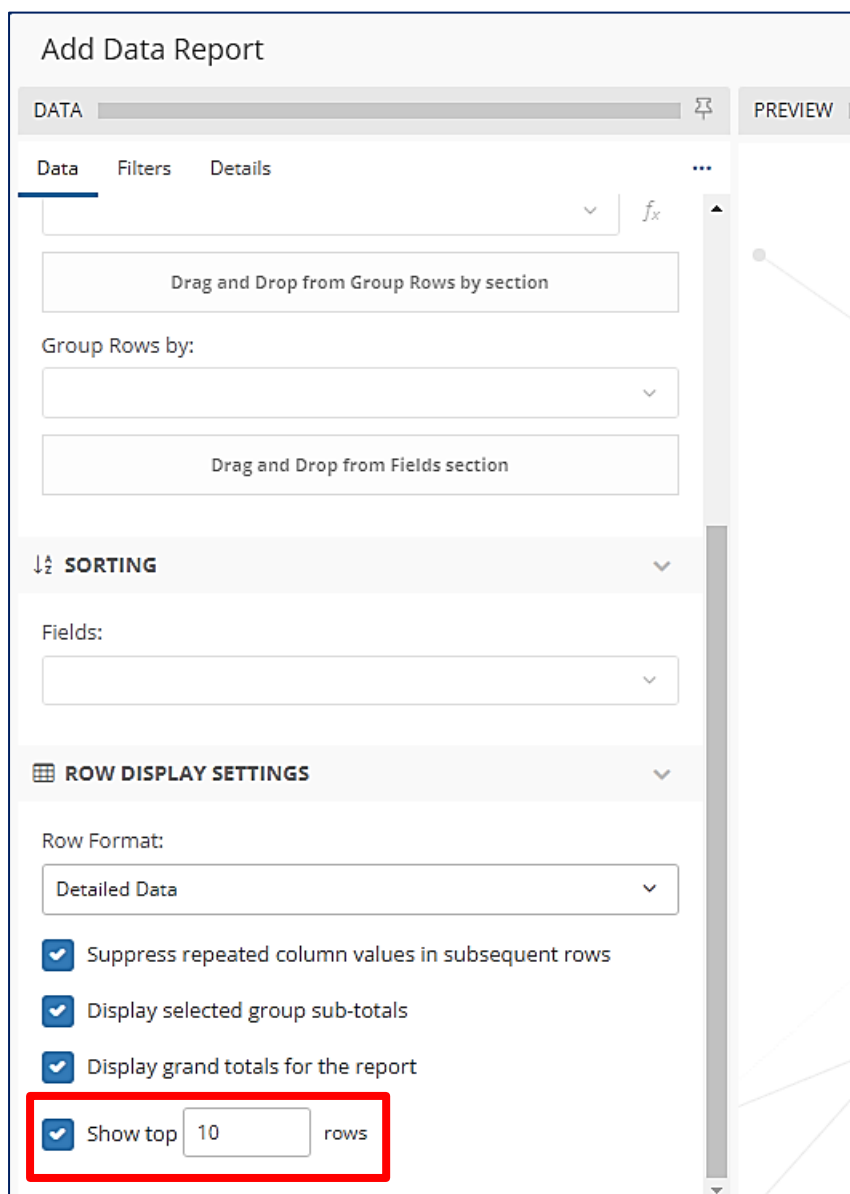
Chargeable Utilisation Target (%) field added to 'Timesheet General Data'

New field added to the 'Timesheet General Data' dataview.

Top / Limit Rows

Feature Usage

When creating or amending a report, within the Row Display Settings on the Data tab there is now an option to only show the top 'X' rows of the report. This is useful when used in conjunction with the Group Rows by or Sorting options also available within the Data tab.



LEFT and RIGHT functions

Feature Usage

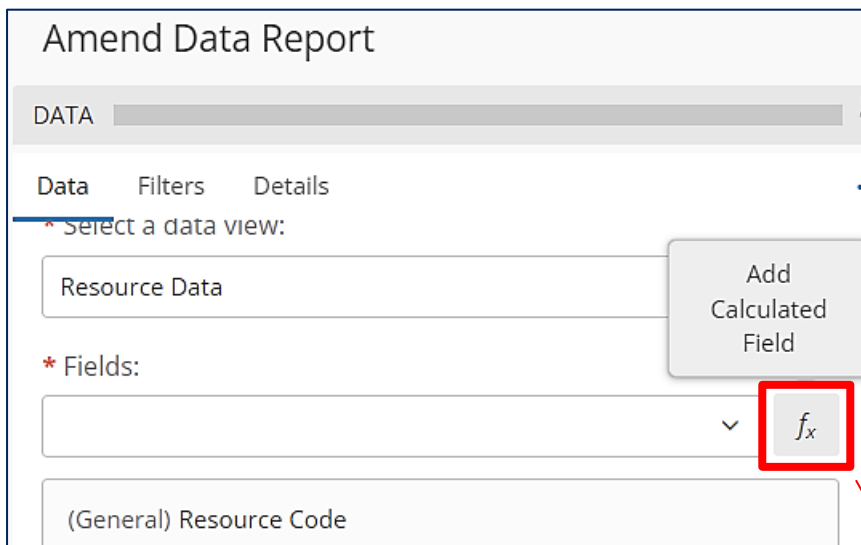
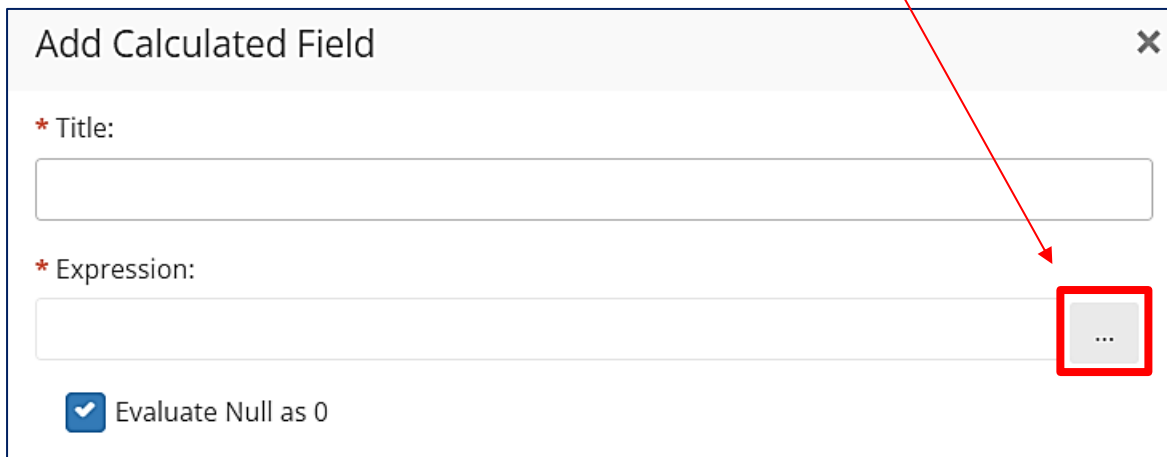
Two new functions added to the expression builder when creating or amending a report.

Syntax: LEFT(value, length)

E.g. A project within the name 1Project23 when using LEFT(Project Name, 8) will become '1Project'

Syntax: RIGHT(value, length)

E.g. A project within the name 1Project23 when using RIGHT(Project Name, 9) will become 'Project23'

Expression Builder ✕

LEFT(Project Name,5)

+ - * / % (Modulus) = > < <> AND OR NOT ()

Fields

Functions

- LEFT
- LEN
- LTRIM
- RIGHT

Field Notes:
N/A

Syntax:
DATEPART(*part, date*)

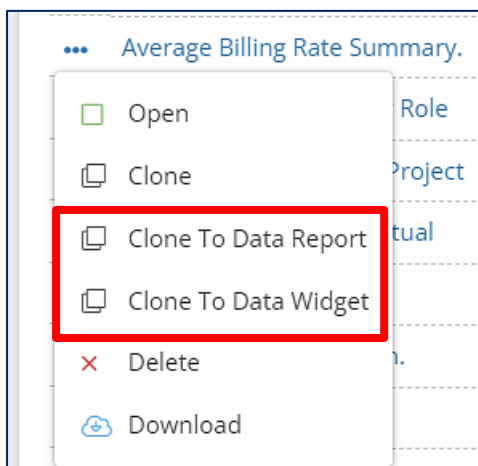
Apply Close

Ability to clone a Chart Widget to a Data Widget/Report

Feature Usage

Two new options on the Report filter ellipses for existing Chart Widgets, named 'Clone to Data Report' and 'Clone to Data Widget'. Similar to existing 'Clone' functionality, everything available will be copied except the report name which is left blank (yet mandatory). The 'Chart' tab will not be cloned as this is not available on Data Reports/Widgets.

***Note – this feature is only available for enhanced chart widgets**



Data View Changes

The following data view changes have been made for this release:

Data View	New Fields
Forecast Benefit Summary Dataview	New Dataview
Timesheet General Data	Chargeable Utilisation Target (%)

Data view changes are optional. Please contact Support for installation guidance as required.